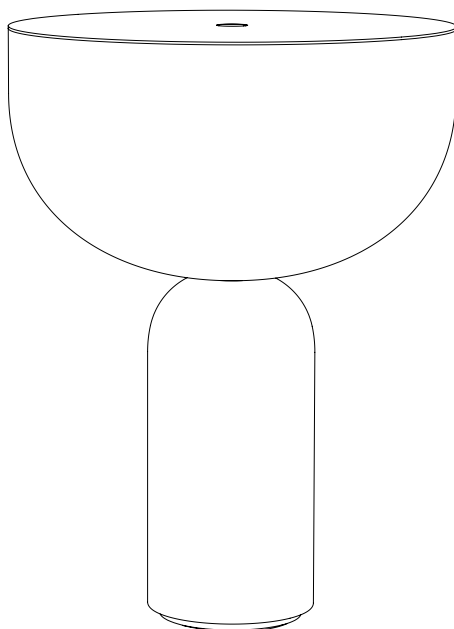


Assembly & Care Guide

Kizu Portable Table Lamp

Lars Tornøe



Thank you for choosing the Kizu Portable Table Lamp designed by Lars Tornøe. We hope you will enjoy it as much as we enjoyed making it. Please follow this guide to ensure correct installation, assembly, and care of your New Works product.

Attention

Please read these instructions carefully and retain them for future reference to ensure that the product is used correctly. For your safety, please study each step of this guide first.

New Works will not take any responsibility for accidents or injuries that occurs due to misuse or unintended use of the product. This includes use of the product in unintended environments, use of non-compatible light sources, adapters, other electrical peripherals or any attempts to alter the product.

If you have any questions, please do not hesitate to contact us via email: info@newworks.dk

Safety Precautions

The lamp is only intended for indoor use, consult a professionally qualified electrician if any doubt. Follow the guidance:

Kizu Portable Table Lamp - Universal USB-C Charging. (adpater not included)

The light bulb and lamp exterior may get hot after prolonged use. Do not try and open the product, any attempt til open the product can result in product failure, of which New Works Aps will not take responsibility.

Keep the product out of children's reach. Dispose of the packaging and do not allow children to play with it. Do not modify the product in any way.

This product contains a Li-ion battery. Misuse of said battery may lead to potentially hazardous outcomes. Damaged or defective batteries may increase the risk of critical battery failure. In case of smoke, battery swelling, or an odor while charging, terminate charging immediately. New Works Aps does not take responsibility for battery failure prompted by unintended use.

Cleaning Instructions

Wipe the product with a soft dry or moist cloth. Do not use any abrasive cleaning tools, and never use strong cleaning agents such as household glass cleaner, white spirit, or turpentine.

Product dimensions H: 240 x Ø: 180 mm

Light Source: 2,5W LED, 2700 K

Marble and Acrylic

Operating time: 10-11 hours (At 100% brightness)

USB-C Charging

Charging time: 7,5 hours (0-100%)

Adapter specifications: 5V/1A universal USB adapter



Inside the Box

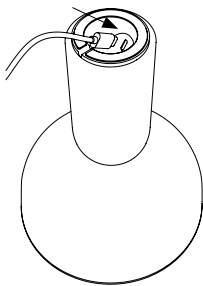
- 1 x Lamp (A)
- 1 x USB-C charging cable (B)

Tools Needed

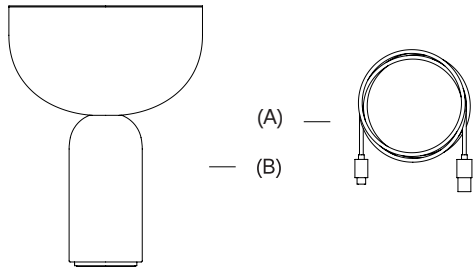

No tools needed, just an adapter for charging.

Adapter specifications:

Min. 5V/1A Universal USB adapter
(example: iPhone adapter with USB Type A)



Touch dimmer



1.

View from the bottom of base (B)

Connect the USB-C charging cable (A)

Charging: Red charging light indicates charging in process. Green light indicates that the product is fully charged.

2.

On/off and dimmer button

First press turns on the lamp. Subsequent press will dim the light output: 50%, 25%, and then off.

NEW WORKS.

info@newworks.dk +45 72 30 99 99

Frederiksgade 1, Ground Floor, 1265 Copenhagen, Denmark

www.newworks.dk @newworksdk